

Large Diameter Stainless Steel Gas Connectors with ProCoat® Coating

Bigger Just Got Better.

BrassCraft stainless steel gas connectors are known for superior quality and reliable performance. Our commitment to continual product innovation means we strive to make the best products even better. ProCoat large diameter gas connectors are no exception. BrassCraft combines superior corrosion resistance with ultra-flexible, high-flow stainless steel gas connectors to provide the industry's most advanced gas connector for large demand appliances.

BrassCraft's large diameter gas connectors are specifically engineered for gas appliances with large demand BTU requirements (up to 290,900 BTU/Hr) such as tankless and commercial water heaters, boilers, furnaces, manufactured housing, and pool heaters. Factory assembled to eliminate on-site pipe cutting, threading and assembly, our large diameter connectors increase efficiency of appliance installation, saving you time and money.



Superior Corrosion Resistance

BrassCraft's proprietary ProCoat® coating resists corrosion from harsh household cleaning, plumbing repair and masonry products such as bleach, ammonia, solder flux and muriatic acid. The ProCoat coating helps protect the stainless steel core from pinhole leaks and deterioration resulting from prolonged exposure to residue and vapors from these products.



- **Greater Flexibility**

Manufactured from high-tensile strength stainless steel with deeper corrugations, BrassCraft connectors are less susceptible to work hardening and provide greater flexibility.

- **100% Leak Tested**

Each gas connector is factory leak tested prior to coating application to provide 100% core protection.




- **Approved for Indoor/Outdoor Use**

ProCoat coating resists the harsh effects of UV rays and salt (road and sea).

- **CSA design-certified**



ProCoat® Large Diameter Gas Connectors (List Price Ea.)

Part #	Description	12"	18"	24"	30"	36"	48"	60"	72"
	CSSB1212 7/8" O.D. (3/4" I.D.) 1" M.I.P. x 1" M.I.P.	47.95	55.98	69.98	—	81.96	105.94	130.53	—
	CSSB11 7/8" O.D. (3/4" I.D.) 3/4" M.I.P. x 3/4" M.I.P.	47.95	55.98	60.85	—	71.28	92.11	113.50	—
	CSSB1412 7/8" O.D. (3/4" I.D.) 1" F.I.P. x 1" M.I.P.	47.95	55.98	69.98	—	81.96	105.94	130.53	—
	CSSB21 7/8" O.D. (3/4" I.D.) 3/4" F.I.P. x 3/4" M.I.P.	47.95	55.98	60.85	68.01	71.28	92.11	113.50	126.71
	CSSB22 7/8" O.D. (3/4" I.D.) 3/4" F.I.P. x 3/4" F.I.P.	47.95	55.98	60.85	68.01	71.28	92.11	113.50	126.71
Straight Length Capacity (BTU Per Hour)*		290,900	290,900	290,900	270,500	255,900	215,000	197,400	173,900
Approx. Carton Wt. Lbs.		11	11	12	13	14	9	10	12
Carton Qty.		10	10	10	10	10	5	5	5

*The flow capacities in the above charts are the minimum performance criterion established in ANSI Z21.24 • CSA 6.10 & ANSI Z21.75 • CSA 6.27.

The flow capacity of BrassCraft connectors, regardless of end fitting or valve assembled, exceeds these minimum flow requirements.

Committed to Quality, Driven by Innovation.



BrassCraft Manufacturing Co.
 39600 Orchard Hill Place
 Novi, Michigan 48375-5331
 TOLL-FREE: (877) 272-7755
 FAX: (248) 305-6011

35 Currah Road
 St. Thomas, Ontario N5P 3R2
 (519) 633-0340
 FAX: (519) 633-0777